

# Contemporary

Modern design, Natural allure

**Panaria**  
ceramica

# P R ( ) T E C T<sup>®</sup>

ANTIMICROBIAL SURFACE

This collection is made with  
the exclusive antimicrobial Protect technology



with MICROBAN<sup>®</sup>

# P R ( ) T E C T ®

Antimicrobial floor and wall coverings with the highest performance



**POWERFUL ACTION**  
*resists microbes and inhibits their growth*



**CONTINUOUS PROTECTION**  
*always active, 24 hours a day, with and without sunlight*



**ETERNAL EFFECTIVENESS**  
*thanks to the technology permanently integrated into the product*

---

with **MICROBAN**®

**PANARIA**group®



**The beauty of  
feeling at home**

---



# A fresh perspective to interior design

---

Introducing Contemporary by Panaria Ceramica, a sophisticated fusion of modern design and natural allure, inspired by the French stone from the Bourgogne region and the rugged landscapes of Nevada. With its clean lines and chic aesthetic, Contemporary brings a fresh perspective to the world of design.



**Drawing inspiration  
from the organic  
beauty of natural  
stone**

# Redefining contemporary elegance

Crafted from coloured-body porcelain, this series redefines contemporary elegance. Each tile embodies the delicate details of limestone and the irregularity of slate flakes, evoking a sense of modernity and urban charm, perfect for residential and architectural projects seeking solidity and detail.



Nu Taupe Soft 36"x36" Rect - 90x90 cm  
Warm Mix Soft 12"x24" Rect - 30x60 cm

**Durable, practical,  
functional and hygienic:  
porcelain stoneware is  
an unrivalled surface**

---

Edge Gray Soft 36"x36" Rect - 90x90 cm  
Cool Mix Soft 12"x24" Rect - 30x60 cm





Vogue Dark Gray Soft 36"x36" Rect - 90x90 cm  
Cool Mix Soft 12"x24" Rect - 30x60 cm

## Adding creativity and movement within your space

---



**Different formats and cut decors  
create richly nuanced surfaces that  
are dynamic, yet always harmonious**





# Style beyond the home: elegant and sophisticated commercial spaces

---

Beyond residential spaces, Contemporary finds its place in commercial environments, from boutique hotels to upscale restaurants, where its enduring quality and refined elegance make a lasting impression. With a palette of nature-inspired hues and coordinating accessories, designers can create captivating environments that reflect the essence of their brand, elevating the ambiance of any commercial space.

Vogue Dark Gray Soft 36"x36" Rect - 90x90 cm  
Chic White Soft 24"x48" Rect - 60x120 cm  
Cool Mix Soft 12"x24" Rect - 30x60 cm

# The story continues...

---

A technical manual to inspire, to explore the entire collection in detail,  
to share ideas and solutions or to look for new ones.



CERAMIC. A SAFE CHOICE.

## Panariagroup Ceramics at their best

Ceramics offer unique and outstanding performance

**SAFE**

**HYGIENIC**

**LONG-LASTING**

**ZERO VOCs**

**IT DOES NOT BURN**

**RESISTANT**

**VERSATILE**

**STABLE**

**RECYCLABLE**

**ENVIRONMENT-FRIENDLY**

Panariagroup stands out for its superior quality products

**HEALTHIER**

*Thanks to the integrated  
Protect® antimicrobial technology*

**EASIER TO CLEAN**

*Thanks to our exclusive  
surface processing techniques*

**MORE VERSATILE AND SUITABLE FOR EVERY USE**

*Thanks to the wide availability of  
high-performance technologies and components  
that allow you to obtain products suitable  
for different uses*

**MORE SUSTAINABLE**

*Thanks to a production process that is  
extremely efficient in terms of compliance  
with environmental standards and consumption  
of water, energy and raw materials*



**20 mm**

## **20 mm porcelain stoneware for outdoor**

20 mm porcelain stoneware has the highest technical performance of any product and is perfect for outdoor spaces, with no risk of breakage. It enables solutions that create seamless continuity between interior and exterior spaces. Resistant to frost and to thermal shock, it also has heightened anti-slip characteristics, maintains its texture and color over time, and is easy to clean. The perfect union between aesthetic quality and high technical performance, guaranteeing limitless durability.

### **RESISTANT AND FUNCTIONAL**

*Superior mechanical strength and slip resistance, highly resistant to heavy loads.*

### **EASY AND VERSATILE**

*Simple to install, remove and reuse; easy to clean.*

*Resistant to vehicular passage when applied to a screed with adhesives.*

### **AN ETERNAL SURFACE**

*The product and its colors remain stable over time and are highly resistant to stains.*

### **SUITABLE FOR ALL OUTDOOR USE**

*Resistant to frost, fire, atmospheric agents, thermal shock, acids, mold and salt.*

*Can be combined with products for interior spaces seamlessly and without interruptions.*

### **ECO-FRIENDLY**

*Manufactured in a way which respects and protects the environment.*

# Contemporary

COLOURED-BODY GLAZED STONEWARE

INTENDED USE: SOFT   LEATHER  

**PROTECT**  
ANTIMICROBIAL SURFACE  
with MICROBAN®

## CHIC WHITE



**12"x24" Rect** - 30x60 cm  
SOFT



**24"x48" Rect** - 60x120 cm  
SOFT  
LEATHER



**36"x36" Rect** - 90x90 cm  
SOFT

## FLOOR VIEW



## EDGE GRAY



**12"x24" Rect** - 30x60 cm  
SOFT



**24"x48" Rect** - 60x120 cm  
SOFT  
LEATHER



**36"x36" Rect** - 90x90 cm  
SOFT

## FLOOR VIEW



# Contemporary

COLOURED-BODY GLAZED STONEWARE

INTENDED USE: SOFT   LEATHER  

**PROTECT**  
ANTIMICROBIAL SURFACE  
with MICROBAN®

## MOD BEIGE



**12"x24" Rect** - 30x60 cm  
SOFT



**24"x48" Rect** - 60x120 cm  
SOFT  
LEATHER



**36"x36" Rect** - 90x90 cm  
SOFT


## FLOOR VIEW



## NU TAUPE



**12"x24" Rect** - 30x60 cm  
SOFT



**24"x48" Rect** - 60x120 cm  
SOFT  
LEATHER



**36"x36" Rect** - 90x90 cm  
SOFT

## FLOOR VIEW



# Contemporary


COLOURED-BODY GLAZED STONEWARE


INTENDED USE: SOFT   LEATHER  

## VOGUE DARK GRAY




 12"x24" Rect - 30x60 cm  
SOFT

 24"x48" Rect - 60x120 cm  
SOFT  
LEATHER

 36"x36" Rect - 90x90 cm  
SOFT

## FLOOR VIEW



PROTECT

ANTIMICROBIAL SURFACE  
with Microban®

## ACCESSORY



### WARM MIX

 12"x24" Rect - 30x60 cm  
SOFT

## FLOOR VIEW



## ACCESSORY



### COOL MIX

 12"x24" Rect - 30x60 cm  
SOFT

## FLOOR VIEW




# Contemporary


COLOURED-BODY GLAZED STONEWARE

INTENDED USE: SOFT   LEATHER  


## DECOS



CHEVRON  
CHIC WHITE  
4"x21" Rect - 10x53 cm  
SOFT  
± 9 mm



CHEVRON  
EDGE GRAY  
4"x21" Rect - 10x53 cm  
SOFT  
± 9 mm



CHEVRON  
MOD BEIGE  
4"x21" Rect - 10x53 cm  
SOFT  
± 9 mm



CHEVRON  
NU TAUPE  
4"x21" Rect - 10x53 cm  
SOFT  
± 9 mm



CHEVRON  
VOGUE DARK GRAY  
4"x21" Rect - 10x53 cm  
SOFT  
± 9 mm




BASKETWEAVE  
CHIC WHITE  
12"x12" Rect - 30x30 cm  
SOFT  
± 9 mm



BASKETWEAVE  
EDGE GRAY  
12"x12" Rect - 30x30 cm  
SOFT  
± 9 mm

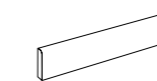


BASKETWEAVE  
MOD BEIGE  
12"x12" Rect - 30x30 cm  
SOFT  
± 9 mm




BASKETWEAVE  
NU TAUPE  
12"x12" Rect - 30x30 cm  
SOFT  
± 9 mm

## TRIM PIECES



BULLNOSE  
4"x24" Rect - 10x60 cm  
SOFT  
± 9 mm

All colors available



BASKETWEAVE  
VOGUE DARK GRAY  
12"x12" Rect - 30x30 cm  
SOFT  
± 9 mm

CHEVRON:  
Each box contains 4 right arrows and 4 left arrows


PROTECT

ANTIMICROBIAL SURFACE  
with Microban®



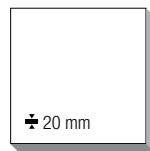
# Contemporary

COLOURED-BODY GLAZED STONEWARE

INTENDED USE: ANTI-SLIP 

## 20 mm

CHIC WHITE



24"x24" Rect - 60x60 cm  
ANTI-SLIP

MOD BEIGE




24"x24" Rect - 60x60 cm  
ANTI-SLIP

PROTECT

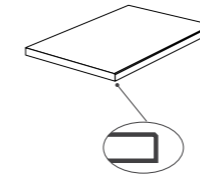
ANTIMICROBIAL SURFACE  
with Microban®

# Contemporary

COLOURED-BODY GLAZED STONEWARE

INTENDED USE: ANTI-SLIP 

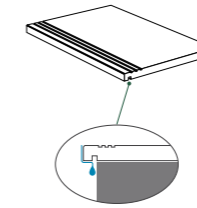
## 20 mm TRIM PIECES



STEP TREAD

12"x24" - 30x60 cm  
ANTI-SLIP  
± 20 mm

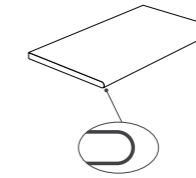
Colors available:  
Chic White - Edge Gray - Mod Beige



STEP TREAD WITH GROOVES & DRIP FLAP

12"x24" - 30x60 cm  
ANTI-SLIP  
± 20 mm

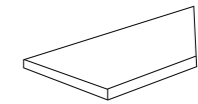
Colors available:  
Chic White - Edge Gray - Mod Beige



STEP TREAD WITH BULLNOSE

12"x24" - 30x60 cm  
ANTI-SLIP  
± 20 mm

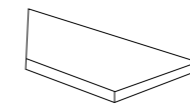
Colors available:  
Chic White - Edge Gray - Mod Beige



STEP TREAD CORNER LEFT

12"x24" - 30x60 cm  
ANTI-SLIP  
± 20 mm

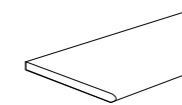
Colors available:  
Chic White - Edge Gray - Mod Beige



STEP TREAD CORNER RIGHT

12"x24" - 30x60 cm  
ANTI-SLIP  
± 20 mm

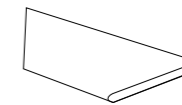
Colors available:  
Chic White - Edge Gray - Mod Beige



STEP TREAD WITH BULLNOSE CORNER LEFT

12"x24" - 30x60 cm  
ANTI-SLIP  
± 20 mm

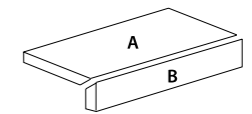
Colors available:  
Chic White - Edge Gray - Mod Beige



STEP TREAD WITH BULLNOSE CORNER RIGHT

12"x24" - 30x60 cm  
ANTI-SLIP  
± 20 mm

Colors available:  
Chic White - Edge Gray - Mod Beige



SWIMMING POOL SPECIAL ELEMENTS (A+B)

12"x24" - 30x60 cm  
ANTI-SLIP  
± 20 mm  
3"x24" - 7x60 cm  
ANTI-SLIP  
± 20 mm

Colors available:  
Chic White - Edge Gray - Mod Beige

PROTECT

ANTIMICROBIAL SURFACE  
with Microban®

TRIM PIECES 20 mm: only full boxes sold, manufactured only upon special request

# Contemporary

COLOURED-BODY GLAZED STONEWARE

PROTECT

ANTIMICROBIAL SURFACE  
with MICROBAN®

## TECHNICAL FEATURES

COLOURED-BODY GLAZED STONEWARE according to ANSI A137.1 (Glazed Porcelain Tiles - P1 Class)

TECHNICAL FEATURES	TEST METHOD	REQUIRED VALUES	AVERAGE VALUES
WATER ABSORPTION	ASTM C373	≤ 0,5%	CONFORMS
BREAKING STRENGTH	ASTM C648	≥ 250 lbf ≥ 2500 lbf	≥ 450 lbf 9 mm ≥ 2,800 lbf 20 mm
SURFACE ABRASION RESISTANCE	ASTM C1027	As indicated by manufacturer	PEI 3 9 mm PEI 5 20 mm
LINEAR THERMAL EXPANSION	ASTM C372	Not Required	$\alpha \leq 4,4 \times 10^{-6} \text{ } ^\circ\text{F}^{-1}$
STAIN RESISTANCE	ASTM C1378	As indicated by manufacturer	AS REPORTED
CHEMICAL RESISTANCE(*)	ASTM C650	As indicated by manufacturer	AS REPORTED
FROST RESISTANCE	ASTM C1026	No sample must show visible signs.	CONFORMS
BOND STRENGTH	ASTM C482	≥ 50 PSI	CONFORMS
SLIP RESISTANCE	DIN51097 ANSI A326.3	- Porcelain A326.3	R11 20 mm Anti-Slip IW+ 9 mm Soft - Leather EW 20 mm Anti-Slip
SHADE VARIATION	ANSI A137.1	V2	V2 Slight Variation
FLAME SPREAD	ASTM E84	-	Class A
THERMAL CONDUCTIVITY	EN 12524	-	$\lambda = 1,3 \text{ W/m } ^\circ\text{K} / 0,7 \text{ BTU/ft h } ^\circ\text{F}$
RECOMMENDED MINIMUM JOINT(**)	RECT (INDOOR) OUTDOOR	- -	1/8" - 3.2 mm approx. 3/16" - 4.7 mm approx.
THICKNESS	SIZES		
	12"x24" Rect - 30x60 cm	-	9 mm
	24"x48" Rect - 60x120 cm	-	9 mm
	36"x36" Rect - 90x90 cm	-	9 mm
	24"x24" Rect - 60x60cm	-	20 mm

(\*) Excluding hydrofluoric acid and its derivatives.

(\*\*) Grout Joint Recommendations. Per TCNA Handbook, the minimum required joint width for ceramic tile and natural stone is 1/16". Setting ceramic or stone without a grout joint of a least 1/16", often referred to as a butt joint, does not provide sufficient accommodation for dynamic building movement, differential thermal expansion, or allowable variation in fabrication or manufacturing.

## PACKINGS AND WEIGHTS

SIZES	SF / CTN	PIECES / CTN	CTN / PALLET	SF / PALLET	LBS / CTN	LBS / PALLET
36"x36" Rect Soft	17.40	2	30	522.00	78.20	2,346
24"x48" Rect Soft - Leather	15.39	2	40	615.70	64.98	2,649
12"x24" Rect Soft	15.62	8	32	499.84	58.20	1,912
24"x24" Rect 20 mm Anti-Slip	7.79	2	36	280.44	69.00	2,534
BASKETWEAVE 12"x12" Rect Soft	4.84	5	90	435.60	19.40	1,796
CHEVRON 4"x21" Rect Soft	4.42	8	64	282.88	20.31	1,350
BULLNOSE 4"x24" Rect Soft	9.82	16	60	589.00	39.46	2,418

# Contemporary

COLOURED-BODY GLAZED STONEWARE

PROTECT

ANTIMICROBIAL SURFACE  
with MICROBAN®

## INTENDED USE

### KEY



RESIDENTIAL

Kitchens, bathrooms, living rooms and other residential environments.



LIGHT COMMERCIAL

Offices, offices open to the general public, waiting rooms, shops, public bathrooms, common apartment block areas, restaurant dining rooms, car showrooms, bars, cinemas, surgeries/clinics, hotel rooms and bathrooms.



INTENSIVE COMMERCIAL

Common areas of shopping centres, hotel foyers, canteens, fast food restaurants, dance clubs, hospitals, schools, museums, places of worship, airports, stations.



OUTDOOR

Mainly for external areas that require flooring with anti-slip characteristics.

## CERTIFICATIONS



PANARIA CERAMICA is a member of the U.S. Green Building Council: this is an organisation that promotes buildings that are environmentally responsible, profitable and healthy places to live and work. LEED card is available on request.



PROTECT  
ANTIMICROBIAL SURFACE  
with MICROBAN®

Product designed in Italy and made in USA

## PANARIA AND THE ENVIRONMENT



100% REUSE OF UNFIRED TILES

Crude waste generated by the process is reintegrated in the production cycle with no costs for the environment. This contributes to the safeguard of natural resources.



100% REUSE/RECYCLING OF THE INDUSTRIAL WASTE - FIRED TILES

The waste-fired tiles are fully reused in the production cycle. In addition, at the end of life, the tiles Panaria can be recycled as materials for substrates for roads and buildings, thus reducing the use of gravel and natural aggregates commonly used in building.



100% WATER RECYCLING

The water used in the production process is recycled. The water demand is strongly reduced by this mean.



PANARIA PACKING MATERIAL IS 100% RECYCLABLE

Carton boxes, plastic packaging materials, wooden pallets, straps, etc.



100% OF NON CERAMIC WASTE

Is differentiated and recycled in other production cycles.



SAFETY REQUIREMENTS: NO FIRE REACTION

All of Panaria's ceramic tile products are Class A building materials as described in ASTM E84 - Standard Test Method for Surface Burning Characteristics of Building Materials. This is due to the flame spread rating of (0) and smoke developed rating of (0) falling within the ranges of a Class A material. Other building codes refer to this as a Type I material in accordance with NFPA 255.



METHANE CONSUMPTION IS HIGHLY REDUCED

By the use of up to date technologies and customized installations.



LOW EMISSIONS IN THE ATMOSPHERE

Panaria production plant strictly complies to US Standards with a very small amount of gas emissions in the atmosphere.

Follow us on



Group Marketing & Communications - Panariagroup  
May 2024

**Panaria**  
ceramica